

# Multi-Jet Vane Wheel Type

Dry-dial Brass Body Cold (Hot) Water Meters DN15-50(mm)

This type of water meter can be used for a remote reading transmission system as equipped with a built-in sensor.

### Application

--Measuring the volume of cold (hot) water passing through the pipeline

### Feature

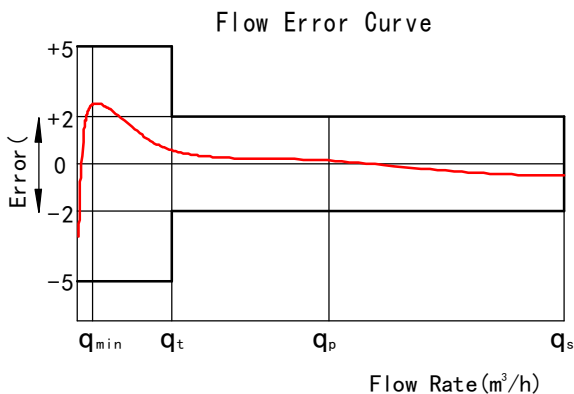
- Multi-jet, dry dial, magnetic drive;
- Vacuum sealed register, frost resistant, keeps clear reading for long time;
- Removable measuring unit and strong universality, easy installation and maintenance;
- Measuring high flowrate with low head loss, Inner and outside adjustment is optional;
- Remote transmission device can be added upon request; such as Reed Switch or Hall pulse output;
- Technical data conform to international standard ISO 4064.
- Accessories:
- 2pcs coupling, 2pcs coupling nuts and 2pcs washers.

### Working condition

- Water temperature: 0.1°C ~ 50°C for cold water meter .  
0.1°C ~ 90°C for hot water meter.
- Water pressure: PN10/16
- Pressure -loss class:  $\Delta p25$

### Maximum permissible errors

- (1) From minimum flow -rate (Q1) inclusive to transitional flow-rate (Q2) exclusive  $\pm 5\%$
- (2) From transitional flow-rate (Q2) to overload flow-rate (Q4):  $\pm 2\%$  ( Hot water meter  $\pm 3\%$  )



# CALIBRATE®

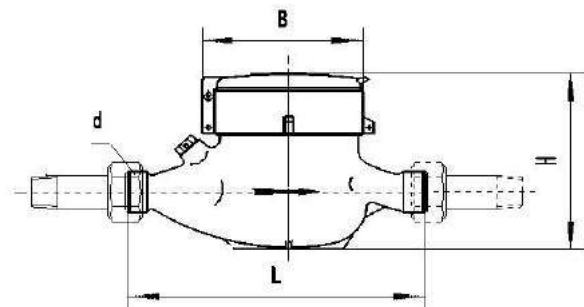
## High Accuracy



### Optional Features

- Register sealed type: Dry type; Semi-dry type; Super-dry type.
- Accuracy: R=80 ; 100; 125; 160.
- Cast Iron.

### Dimensions

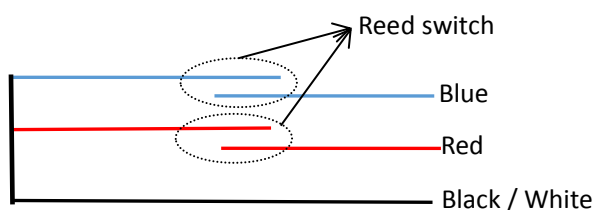


Type	Size	L Length	B Width	H Height	d Connecting Thread
LXSG-15	15	165	98	116	G3/4B
LXSG-20	20	190	98	117	G1B
LXSG-25	25	260	103.5	124	G1 <sup>1</sup> / <sub>4</sub> B
LXSG-32	32	260	103.5	124	G1 <sup>1</sup> / <sub>2</sub> B
LXSG-40	40	300	125	162	G2B
LXSG-50	50	300	125	162	G2 <sup>1</sup> / <sub>2</sub> B
		280	160	187.5	Flange connect ISO 7005-2:1988 φ D=125

### Pulse Position



**NOTE:** The DN15/20 connect can bring Non return valve & plastic filter . Thread end type: BSP / NPT.



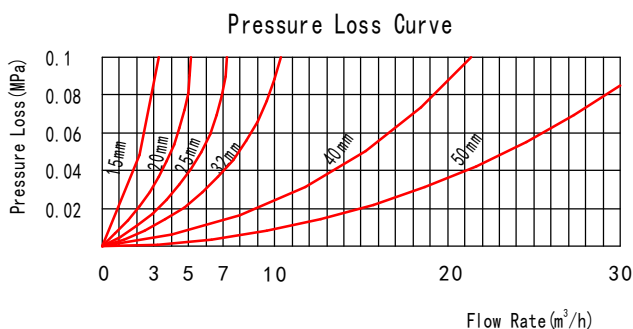
Size	Pulse Position
DN15-50	1/10/100/1000L
Magnet Position	Liter /Pulse
X 0.0001	1L
X 0.001	10L
X 0.01	100L
X 0.1	1000L

# CALIBRATE®

## High Accuracy



### Pressure Loss Curve



### Register Copper Register



### Exploded View



### Flow Technique Specification

Size DN	Class	R= Q3/Q1	Q4	Q3	Q2	Q1	Minimum Reading	Maximum Reading
			Overload Flow	Permanent Flow	Transitional Flow	Minimum Flow		
			m³/h		m³/h		m³	
15	B	80	3.1	2.5	0.050	0.031	0.00005	99,999
20	B	80	5	4	0.080	0.050	0.00005	99,999
25	B	80	7.9	6.3	0.126	0.079	0.00005	99,999
32	B	80	12.5	10	0.200	0.125	0.00005	99,999
40	B	80	20	16	0.320	0.200	0.00005	99,999
50	B	80	31	25	0.500	0.310	0.00005	99,999

All meters will be guaranteed one(1) year warranty.