

M50 – 2" MECHANICAL METERS

SUITABLE FOR FLOW RANGE 4-130 GPM



Output variations:



Type 3
Standard Mechanical Display



Type 4
Heavy Duty Mechanical Display

F050-1S3

Aluminium body with standard mechanical display and BSP thread adaptors

Designed and built to suit a broad range of industrial applications, the Macnaught 2" Mechanical Meters are suitable for flows between 4-130 GPM. The 2" Mechanical Meters have an accuracy of +/- 1.0% and provides exceptional levels of reliability and durability. These meters are an ideal solution for remote sites or where ease of installation, accuracy and reliability are the priority.

SPECIFICATIONS

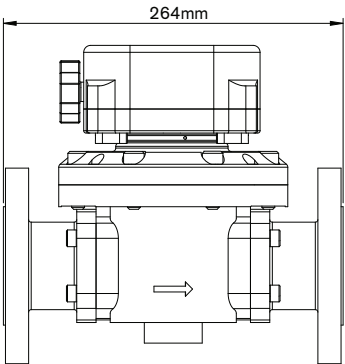
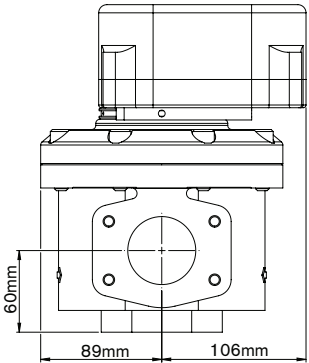
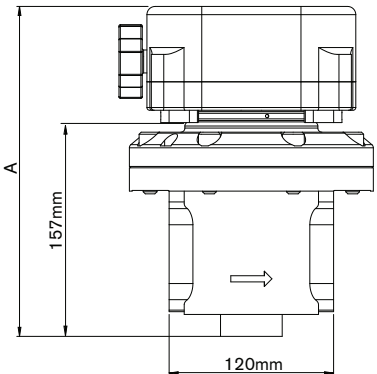
	F050		M050		S050	
Materials of Construction Meter Body	Cast Aluminium		Cast Stainless Steel		Cast Aluminium	
	Rotor		PPS Stainless Steel		Stainless Steel Aluminium	
	Seals		PTFE encapsulated (FEP)		PTFE encapsulated (FEP)	
Design Specifications Process Connections	Threaded 2" G 2 " NPT	Flange ANSI CLASS 150 DIN PN16 JIS 10k	Threaded 2" G 2 " NPT	Flange ANSI CLASS 150 DIN PN16 JIS 10k	Threaded 2" G 2 " NPT	Flange ANSI CLASS 150 DIN PN16 JIS 10k
Technical Specifications Flow rate	<5cP 15-500L/min 4-130USG/min	>5cP 15-500L/min 4-130USG/min	<5cP 15-500L/min 4-130USG/min	>5cP 15-500L/min 4-130USG/min	<5cP 15-500L/min 4-130USG/min	>5cP 15-500L/min 4-130USG/min
Operating Temperature Range*	-40 - 80°C -40 - 176°F		-40 - 80°C -40 - 176°F		-40 - 120°C -40 - 248°F	
Max. Operating Pressure**	500psi 35 Bar		500psi 35 Bar		500psi 35 Bar	
Accuracy	+/- 1.0%		+/- 1.0%		+/- 1.0%	
Repeatability	+/- 0.03%		+/- 0.03%		+/- 0.03%	
Mechanical Display Type 3 - Standard	Polypropylene (IP56)		Polypropylene (IP56)		Polypropylene (IP56)	
Type 4 - Heavy Duty	Aluminium (IP67)		Aluminium (IP67)		Aluminium (IP67)	

*Temperature based on standard rotors - subject to change in M050 when changing rotor material, contact Macnaught technical support for further investigations

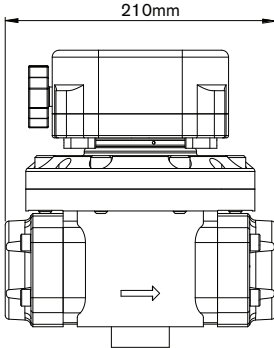
**Pressure subject to change as per flange rating

DIMENSIONS

F050
M050
S050



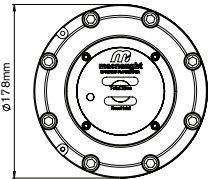
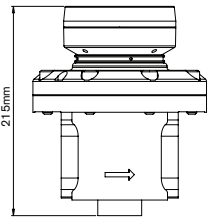
ANSI/DIN/JIS



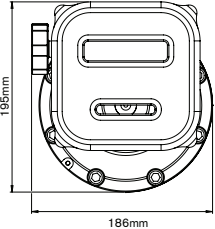
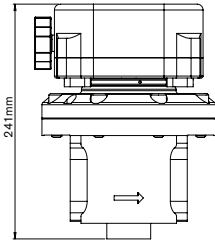
G/NPT

DISPLAY HEIGHT - A

TYPE 3
MECHANICAL REGISTER - STANDARD



TYPE 4
MECHANICAL REGISTER - HEAVY DUTY



Refer to appendix B (pg. 76) for dimensions of air eliminators

M-SERIES FLOW METERS